

WORKSHEET

K.V.No.- _____

DATE:-

CLASS: - _____

SUB.: - ENGLISH

LESSON: - 3

TOPIC: - After a bath

Name of Student _____

Roll No:- _____

Q.1 Observe the picture and name the body parts



1 _____ 2 _____ 3 _____ 4 _____ 5 _____

Q.2 See the picture and write the correct word from the help box.

Socks, Soap, Toothpaste
Shoes, Towel, Cap, Shirt





Teacher's sign -----

Grade -----

WORKSHEET

K.V.No.- _____

DATE:- _____

CLASS: - I

SUB.: - ENGLISH

LESSON:-4
SHOE.


TOPIC:-BUBBLE, STRAW AND


Name of Student _____





Roll No: - _____

Put under the correct heading whether the following things will sink or float.


Feather

3D + FLAT + B&W 



, chalk



, stick, pebbles, pencil, cotton, paper,
straw,

SINK	FLOAT

Teacher's sign -----

Grade -----

WORKSHEET

K.V.No.- _____

DATE:-

CLASS: - _____

SUB.: - ENGLISH

LESSON: - 3

UNIT -2

TOPIC:-After a bath

Name of Student _____

Roll No: - _____

Q.1. Write the rhyming words:-

- 1. Try - _____
- 2. Toes - _____
- 3. Take - _____
- 4. Do - _____
- 5. My - _____

Q.2. Circle the odd one out:-

- 1. Towel Water Tap Shoes
- 2. Shirt Pant Mango Belt
- 3. Ball Bat Cricket Spoon
- 4. Bowl Spoon Bag Plate
- 5. Ear Nose Hands Chair

Teacher's sign -----

Grade -----